















View Your Unofficial Bates Transcript

Student Training Materials

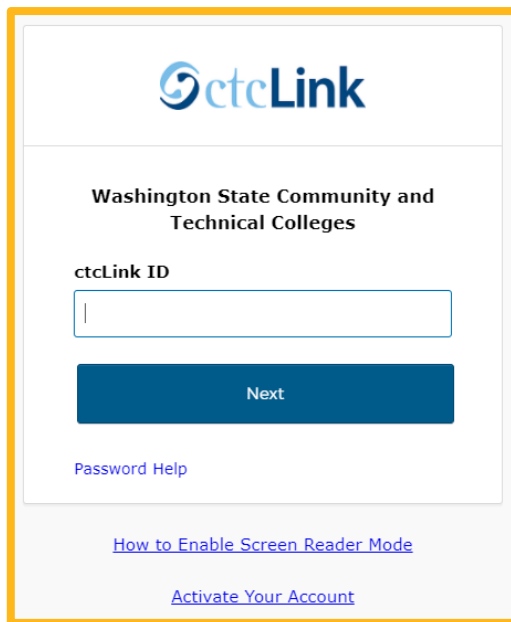
Step 1 (*Student View*)

 ctcLink Login	 (ctcLink help)	 Class Search	 Canvas Login	 Find My Advisor
 College Catalog	 Legend Login	 Financial Aid	 Find My Books	 Email Login
 Calendar	 Contact Security	 LWTech Homepage	 LionsLink Twitter	<p>Tweets by @LWTechLionsLink</p> <p>Hmm, an empty timeline. That's weird.</p> <input type="button" value="Check for Tweets"/>

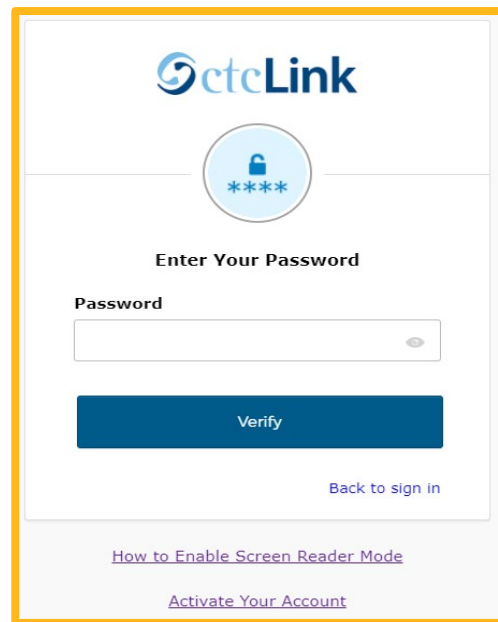
Step 2

Enter your **'ctcLink ID'** number, and click on the **'Next'** button.

Then enter your **'Password'** and click on the **'Verify'** button.



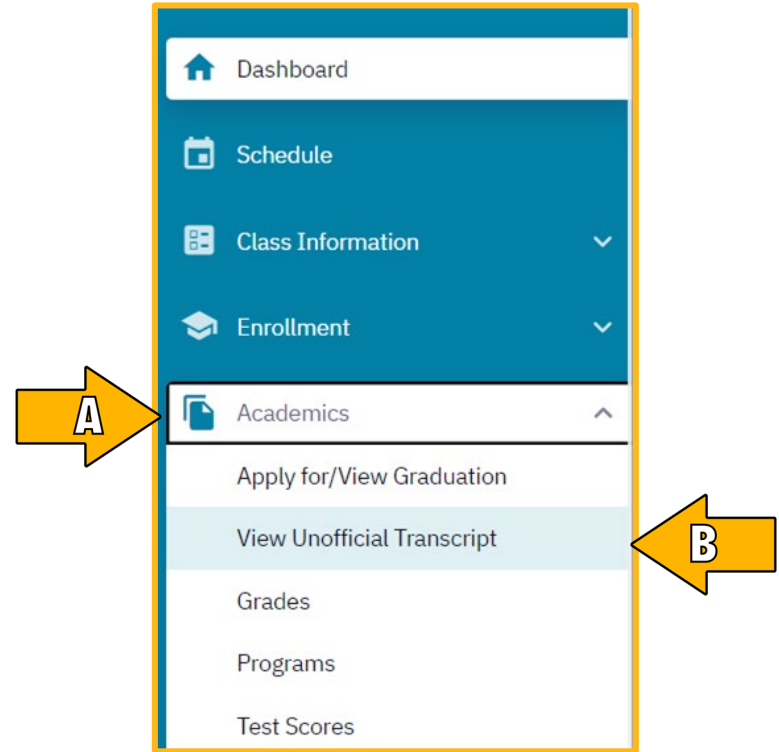
The screenshot shows the ctcLink login interface. At the top is the ctcLink logo. Below it, the text reads "Washington State Community and Technical Colleges". The main heading is "ctcLink ID". There is a text input field for the ID. Below the input field is a blue "Next" button. At the bottom left, there is a link for "Password Help". At the bottom center, there are two links: "How to Enable Screen Reader Mode" and "Activate Your Account".



The screenshot shows the ctcLink login interface. At the top is the ctcLink logo. Below it is a circular icon containing a lock and four asterisks. The main heading is "Enter Your Password". There is a text input field for the password with a toggle eye icon. Below the input field is a blue "Verify" button. At the bottom right, there is a link for "Back to sign in". At the bottom center, there are two links: "How to Enable Screen Reader Mode" and "Activate Your Account".

Step 3

On the left side navigation bar, select '**Academics**' (A). In the newly appeared dropdown, select '**View Unofficial Transcript**' (B).



Step 4

Click on the **'Expand All'** (A) button to review all sections. Click on **'View PDF'** (B) to download or print.

The screenshot shows the 'View Unofficial Transcript' page. At the top, there are two dropdown menus: 'Transcript Type' set to 'Unofficial Transcript' and 'Career' set to 'Undergraduate'. To the right of these is a 'View PDF' button, which is highlighted with a yellow arrow labeled 'B'. Below the dropdowns is a table with three columns: 'ENROLLMENT TOTALS', 'TRANSFER TOTALS', and 'COMBINED TOTALS'. Each column contains four rows of data: 'Cumulative GPA: 0.000', 'Attempted: 10.000', 'Earned: 0.000', and 'GPA Units: 0.000'. Below the table is an 'Expand All' button, highlighted with a yellow arrow labeled 'A'. At the bottom of the page, there are four expandable sections: 'Degrees', 'Enrollment', 'Test Credit', and 'Transfer Credit', each with a right-pointing chevron icon.

ENROLLMENT TOTALS		TRANSFER TOTALS		COMBINED TOTALS	
Cumulative GPA:	0.000	Cumulative GPA:	0.000	Cumulative GPA:	0.000
Attempted:	10.000	Attempted:	0.000	Attempted:	10.000
Earned:	0.000	Earned:	0.000	Earned:	0.000
GPA Units:	0.000	GPA Units:	0.000	GPA Units:	0.000
Points:	0.000	Points:	0.000	Points:	0.000

- > Degrees
- > Enrollment
- > Test Credit
- > Transfer Credit

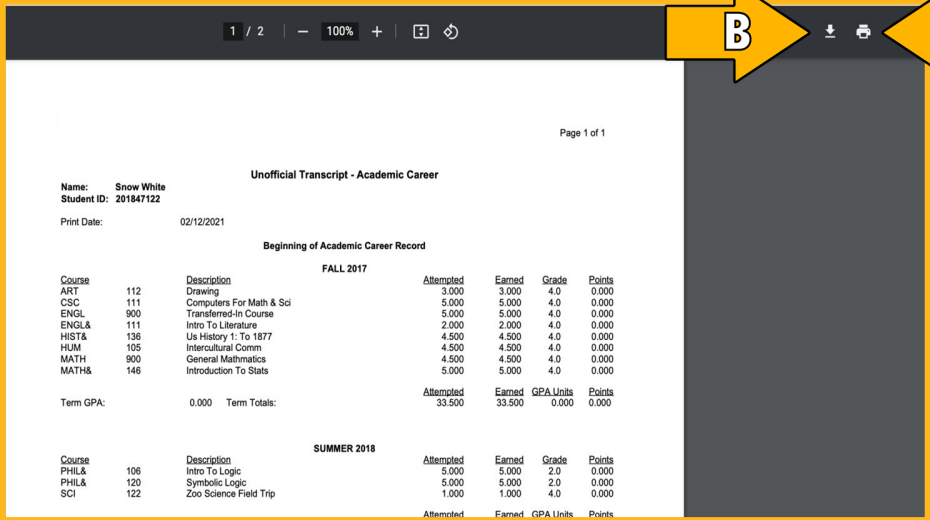
Step 5*

Click the 'Printer Icon' ()

(A) to print or the

'Download Arrow' () (B)

to get a copy of your
unofficial transcript.



Page 1 of 1

Name: Snow White
Student ID: 201947122

Print Date: 02/12/2021

Unofficial Transcript - Academic Career

Beginning of Academic Career Record

FALL 2017						
Course	Description	Attempted	Earned	Grade	Points	
ART 112	Drawing	3,000	3,000	4.0	0.000	
CSC 111	Computers For Math & Sci	5,000	5,000	4.0	0.000	
ENGL 900	Transferred-In Course	5,000	5,000	4.0	0.000	
ENGL& 111	Intro To Literature	2,000	2,000	4.0	0.000	
HIST& 136	Us History 1: To 1877	4,500	4,500	4.0	0.000	
HUM 105	Intercultural Comm	4,500	4,500	4.0	0.000	
MATH 900	General Mathematics	4,500	4,500	4.0	0.000	
MATH& 146	Introduction To Stats	5,000	5,000	4.0	0.000	
Term GPA: 0.000		Term Totals:	Attempted 33,500	Earned 33,500	GPA Units 0.000	Points 0.000

SUMMER 2018						
Course	Description	Attempted	Earned	Grade	Points	
PHIL& 106	Intro To Logic	5,000	5,000	2.0	0.000	
PHIL& 120	Symbolic Logic	5,000	5,000	2.0	0.000	
SCI 122	Zoo Science Field Trip	1,000	1,000	4.0	0.000	
		Attempted	Earned	GPA Units	Points	

Tip:

- *This step may vary depending on your browser and operating system.
- If you are having trouble getting your transcript to appear on the screen, you may need to disable your pop-up blocker.

Still need help or have questions?

Visit: StudentHelp@batestech.edu
253.680.7055