


# Tuition/Fees and Account Balances

This topic will give you a basic understanding of how to review your tuition and fees and other account balances. At the end of this topic, you will be able to:

- Review Tuition and Fees
- Review Account Balances

1. Sign into ctcLink at [gateway.ctclink.us](https://gateway.ctclink.us)



2. Select **Student Homepage**



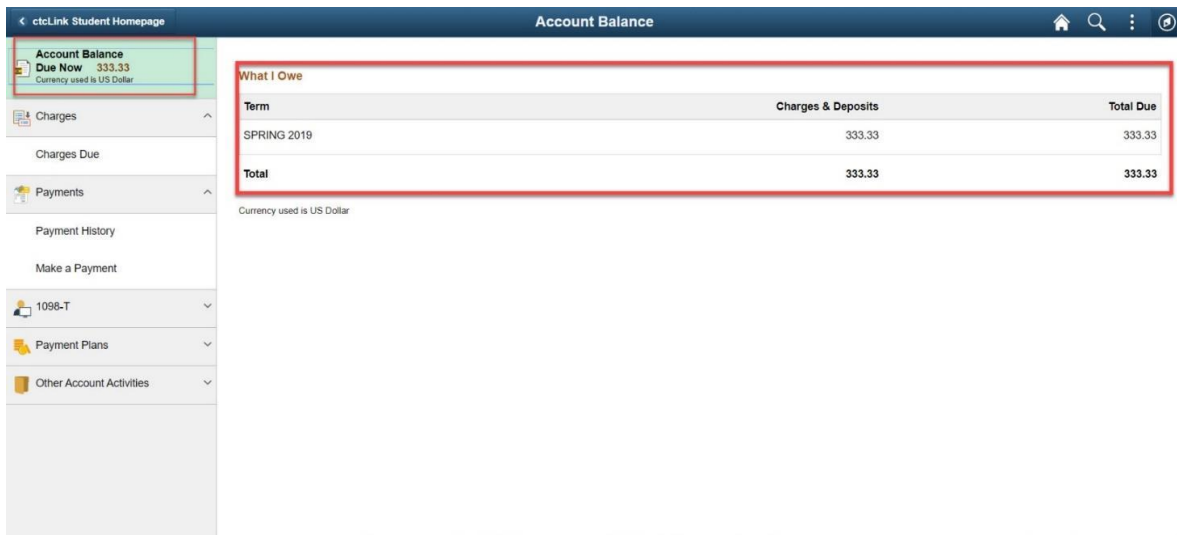


3. Select the **Financial Account** tile.

## Tuition/Fees and Account Balances



4. The Financial Accounts page will open to your **Account Balance**.



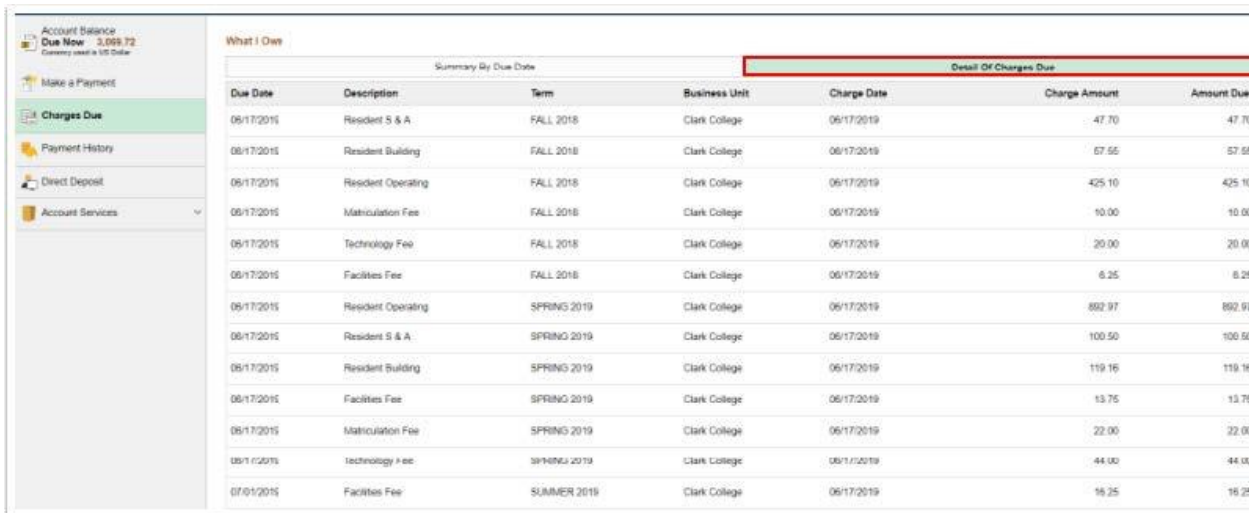
5. Select on the **Charges Due** link on the left menu to expand and show the **Summary By Due Date** and the **Detail of Charges Due** options.

**Summary By Due Date** will appear by default.

# Tuition/Fees and Account Balances



6. Select the **Detail of Charges Due** option in order to toggle to a detailed view of the charges.



7. Select the **Summary by Due Date** option to return to the summary of charges due.

